

Musical Futures

An approach to teaching and learning

Valerie – Mark Ronson / Amy Winehouse version

Arranged by John Doyle/Peter Fazakerley
Lostock Hall Community High School and Arts College
Musical Futures/Roland Champion School

For use with band instrumental skills work / resources for informal
learning

Musical Futures

An approach to teaching and learning

Lyrics

Well sometimes I go out by myself, and I look across the water.
And I think of all the things, what you're doing, and in my head I paint a picture.

Cause since I've come home, well my body's been a mess, and I miss your ginger hair, and the way you like to dress.
Oh wont you come on over, stop making a fool out of me, why don't you come on over, Valerie.

Valerie
Valerie
Valerie

Did you have to go to jail, put your house out up for sale, did you get a good lawyer.
I hope you didn't catch a tan, I hope you find the right man, who'll fix it for you.
Are you shopping anywhere, change the colour of your hair, and are you busy.
Did you have to pay that fine that you were dodging all the time, are you still busy.

Well since I come home, well my body's been a mess, and I miss your ginger hair, and the way you like to dress.
Oh wont you come on over, stop making a fool out of me, oh why don't you come on over, Valerie.

Valerie
Valerie
Valerie

Well sometimes I go out, by myself, and I look across the water.
And I think of all the things, what you're doing, and in my head I paint a picture.
Cause since I've come home, well my body's been a mess, and I miss your ginger hair, and the way you like to dress.
Oh wont you come on over, stop making a fool out of me, oh why don't you come on over, Valerie.

Musical Futures

An approach to teaching and learning

Valerie
Valerie
Valerie
Valerie
Valerie
Valerie
Valerie
Valerie

Why don't you come on over Valerie...

Musical Futures

An approach to teaching and learning

Piano/keyboard

Intro – 8 bars rest

Verse

E_b x 4 bars



F_m x 4 bars



E_b x 4 bars

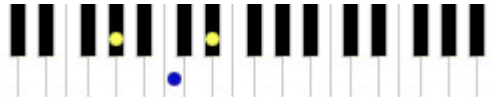


F_m x 4 bars

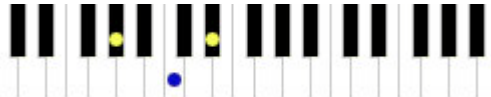


Bridge

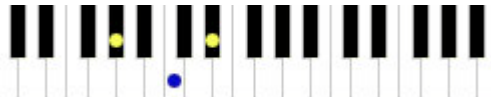
A_b x 2 bars



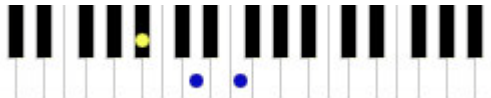
A_b x 2 bars



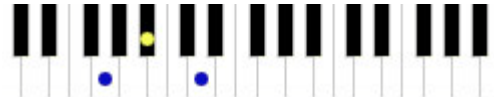
A_b x 2 bars



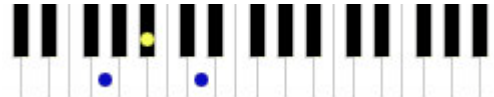
B_b x 4 bars



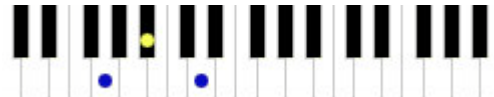
G_m x 2 bars



G_m x 2 bars



G_m x 2 bars



Chorus (As Verse)

Order – Intro/Versel/Bridge/Chorus/Verse2/Bridge/Chorus/Verse3

(Slow-no drums)/Bridge/Chorus x 2

Bass guitar

Valerie - Mark Ronson Version

Intro Bass Guitar

Verse

Bridge - Repeat 3 times

Chorus


Musical Futures

An approach to teaching and learning


Guitar

Valerie - Ronson Version Electric Guitar


Intro




Verse



Bridge - Repeat 3 times



Chorus



Order – Intro/Versel/Bridge/Chorus/Verse2/Bridge/Chorus/Verse3 (Slow-no drums)/Bridge/Chorus x 2

Musical Futures

An approach to teaching and learning

Drums

Valerie - Drums (Easy)

The image shows three systems of drum notation for the song 'Valerie'. Each system consists of three staves: Hi-Hat, Snare Drum, and Bass Drum. The time signature is 4/4. The first system is labeled 'Intro' and shows a Hi-Hat playing a continuous eighth-note pattern, a Snare Drum with rests, and a Bass Drum with a simple quarter-note pattern. The second system starts at bar 5 and shows the Hi-Hat continuing its pattern, the Snare Drum playing a backbeat pattern (beats 2 and 4), and the Bass Drum continuing its quarter-note pattern. The third system is divided into three sections: 'Verse (8 bars)', 'Bridge (8 bars)', and 'Chorus (8 bars)'. In the Verse and Chorus, the Hi-Hat pattern continues, the Snare Drum plays a backbeat, and the Bass Drum plays a quarter-note pattern. In the Bridge, the Hi-Hat pattern continues, the Snare Drum plays a backbeat, and the Bass Drum plays a quarter-note pattern. The notation uses standard drum symbols: a vertical line for Hi-Hat, a vertical line with a flag for Snare Drum, and a vertical line with a flag for Bass Drum.

Order – Intro/Verse1/Bridge/Chorus/Verse2/Bridge/Chorus/
Verse3 (**Slow-no drums**)/Bridge/Chorus x 2